

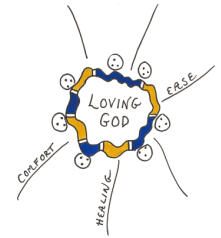
Praying in Color—Intercessory Prayer



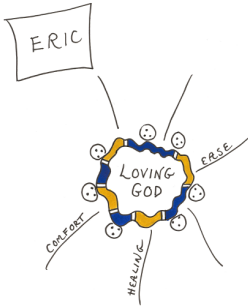
Start with God. Write a name for God. Ask God to be part of your prayer. Draw or doodle around the name while you pray.



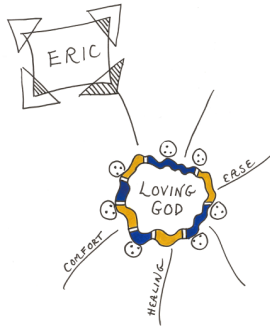
When your words run out, keep drawing. Think of each stroke as a wordless prayer. Add dots, lines, color...



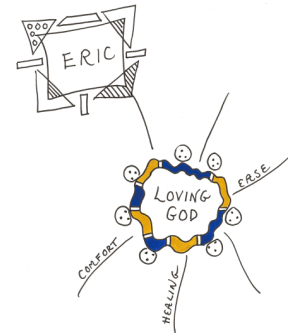
Continue to add shapes, marks and color. If words come to you, pray them. If not enjoy the silent time with God. Write words, if you like.



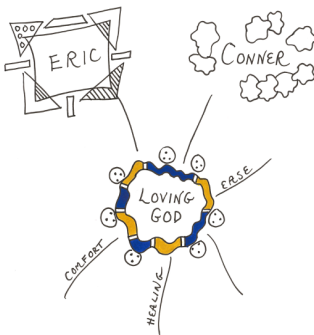
Write the name of someone for whom you want to pray. Start to draw around their name. Release the person into God's care. If words come to you, pray them. If not, just keep drawing.



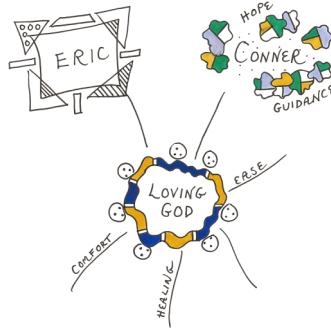
Imagine that you, God, and the person are spending time together. Add color or keep it black and white. Keep drawing and praying.



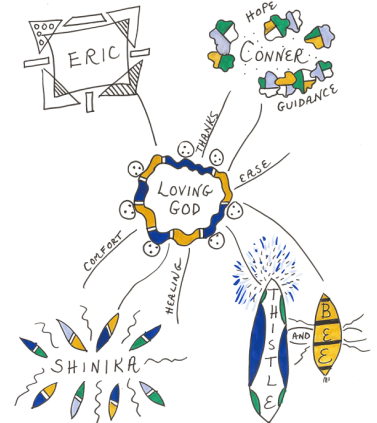
When you are finished praying for the person, take a breath, say "Amen," or "Lord, hear my prayer."



Add another person to your visual prayer list.



Pray for the person with words and doodles, color, and silence. Write words, if you like. When you are finished take a breath.



Add more people to your prayer.